



collage artists of america

NEWSLETTER

OCTOBER 2023



*Chairwomen of the Board*

*4/6*

*Ruth Banava*

# VOLUNTEERS



Consider sharing your **talents** with one of our **committee** chairs.

We are always looking for **fresh** ideas and **enthusiastic** contributors.

CAA is also looking for a Program Chair to recruit and schedule speakers for our meetings.

**CLICK HERE:** [Volunteer Form](#)  
for **categories** and Chair contact information.

Questions should be directed to our  
President, Sylvia H. Goulden  
(e-mail address is on second-to-the-last page of the newsletter)

# CONNECTIONS NEWS

The reception for our fall show is Saturday November 4 from 5-7 PDT.

It will be on zoom so everyone and anyone can attend.

The show will go live November 1 at [sfvacc.org](http://sfvacc.org)

## CAA Collage Artists of America's Annual Open Virtual ART Show

# CONNECTIONS

Juror: Kristine Schomaker



November 1 - December 31, 2023



# ZOOM MEETING FRI SEPTEMBER 22


## FEATURED SPEAKER--BARBARA TABACHNICK ENCAUSTICS: PLAYING WITH FIRE & MIXED MEDIA



Barbara Tabachnick, CAA's tech guru, is a polymath, an emeritus professor of quantitative psychology, a dancer, theatrical costumer, writer, and visual artist with interests as diverse as mixed media, metal sculpture, and digital art.

In her talk about working with encaustic she emphasized materials and process. Encaustic is basically bees wax with a small amount of a hardener, damar resin. It cools quickly and is fun to touch.

WEBSITE: [Barbaratabachnickart.com](http://Barbaratabachnickart.com)



STUDIO VIEWS: Top left: Roland HOTbox, a large sheet of anodized aluminum over 4 lightbulbs that can be temperature controlled and used as a palette or for encaustic monotypes; also there's a torch, heat gun and fire extinguisher Top middle: ventilation fan top right: pancake griddle with pots of encaustic paint Bottom right: pots of colored encaustic each with its own brush Bottom middle: storage with meltable pigmented encaustic sticks, scrapers, oil pigment sticks Bottom left: medium, before melting, which are used constantly

## MIXED MEDIA ENCAUSTIC

Barbara mostly works directly onto birch cradle panels. She starts with at least four coats of hot wax medium. Between each coat she uses a heat torch to soften, so that each layer fuses with what is beneath. Objects are embedded into the warm encaustic and sealed with encaustic on top, and are thus glued in. The layering of translucent wax is collagelike. During the program, the artist showed what seemed like an endless array of fascinating techniques.

*To My Friends*  
9" x 12" x 1.5"  
Collaged papers  
amidst layers of  
wax, with incision



*Unchained*  
8" x 10" x 1.5"  
Collaged papers  
with overburn,  
where the wax is  
melted and  
becomes liquid,  
and colors run  
together, and layers  
underneath can  
show.







*In the Dark, 8" x 8" x 1.5"*

Wet rust, cheesecloth, metal fragments which fell off after piece was bumped and re-attached.

The artist says that ultra matte medium can be used as glue on encaustic, but not for big pieces. She has used ultra matte medium when she didn't want to dull the color by covering it with encaustic. It might be best to drill into the background and attach larger pieces with wire.






*Tea Tree Triptych,*  
The artist's beloved trees on tea bags with encaustic overpainting, done freehand with a stylus. On three small cradle boards from the local Daiso store.



*Beyond the Curtains, 12" x 12" x 1.5"*

Collaged tree with wet shellac burn. White pigment was added to the shellac, which was applied to the surface and burned with a torch.





*Red Trees, 24" x 18" x 1.5"*

Instead of encaustic layers, Barbara started with white encaustic gesso. She used digitally manipulated tree images, silver leaf charms, accretion, and white overmelt. An overburn produced a texture with bubbles.





*Hark, 16" x 12"*

A tree is collaged over an encaustic monotype, printed on paper. The monotype was made on a Roland HOTbox with three layers, gray, yellow, and red on top. Parts were scraped out so the yellow shows through.

Small cheaper encaustic monotypes can be made with an 8 x 10 aluminum plate on a griddle.

*Encaustic is quite durable but if you work on lower priced paper or Bristol board and want to frame it, use a thick mat so the glass will not interfere with the encaustic. DO NOT LEAVE AN ENCAUSTIC PIECE IN A HOT CAR!!!*

Pan pastels can be used by rubbing with a makeup sponge, first onto the pastel and then onto the encaustic. Acrylic does not work well with encaustic, but oil, watercolor, and most inks do.





**EMBELLISHED PHOTO ENCAUSTIC**—In *Nazare Storm*, lightning was digitally added to a photo of a sunny day and the rest of the piece accordingly darkened. The digital photo collage was glued to board with acrylic medium, not wax. Then encaustic overpainting was added.



Finally, an example of **ENCAUSTIC WITH EMBELLISHMENTS**—Normally Barbara blue tapes edges and finishes them in acrylic. Here, before she applied encaustic, she used the shou sugi ban technique where edges were burned like crazy, filed down with steel wool, and washed. *Big Bang*, 8" x 8" x 2," encaustic with stencils and pan pastel





# LINKS

<http://kolajmagazine.com/content/content/collage-exhibitions/collage-at-altadena-library/>



## Collage at the Altadena Library in Altadena, California, USA

1 September-30 October 2023

Juxtaposing the works of four artists who use paper and glue for their creation, "Collage" highlights the variety of results that can be obtained through this "simple" technique, based on different material sources, ways to proceed, and especially visions/inspirations.

Stacy Russo, *Everyone I've Lost Is Still with Me*, 17"x19.5", collage, watercolor, and pen on paper 2023.

**Addie Herder**

**Machines for Living**

**Florida International University**

**Patricia & Phillip Frost Art Museum**

Modesto Maidique Campus

10975 SW 17th Street, Miami, FL.

33199


Sept. 23, 2023 — Jan. 14, 2024

<https://frost.fiu.edu/exhibitions-events/events/2023/09/machines-for-living.html>

Exhibit catalog:

<https://www.amazon.com/Addie-Herder-Machines-Amy-Galpin/dp/1785515276>

Addie Herder (1920–2009) worked on a small scale, exploring rigorous compositional principles of balance and dynamism.



*Dancer and Artifacts*, 1967, collage construction, 8 x 10 in.

# LINKS—3 YEARS OF CAA MEETINGS

All Collage Artists' meetings with guest speakers, starting with January 2018, are listed here: <https://www.collageartists.org/page-18255>

Our first COVID-era meeting in September 2020 was held by zoom and was recorded. All subsequent meetings have been recorded and are listed below with links. It is with great pride that CAA has incorporated outstanding, if not world-class artists, from far and wide into our programs. Special thanks to Jean Hess (program chair) and Barbara Tabachnick (Website and tech) for bringing these talks to us. For most meetings, the speaker begins about half hour in. Fast forward to find him/her.

BARBARA TABACHNICK SEPTEMBER 2023 <https://www.youtube.com/watch?v=EhhQx52KOdY>

ANDREA BURGAY MAY 2023 <https://www.youtube.com/watch?v=iepZyiVaqZk>

ADAM P. FAUST MARCH 2023 <https://www.youtube.com/watch?v=iZEEiMx69sQ>

JEAN HESS JANUARY 2023 <https://www.youtube.com/watch?v=GA0v5D4wWDU>

JANE DUNNEWOLD NOVEMBER 2022 <https://www.youtube.com/watch?v=N9V0UnUocFc>

JIM MORPHEUS SEPTEMBER 2022 <https://www.youtube.com/watch?v=IFhWe8PHqbw>

SUZANNE STRYK MAY 2022 <https://www.youtube.com/watch?v=vSpK7KNrYQg>

WORLD COLLAGE DAY MAY 2022 (SPECIAL EVENT)

<https://www.youtube.com/watch?v=iDw1dOdw-Oo>

BILLY RENKL MARCH 2022 <https://www.youtube.com/watch?v=L1XEpNglohc>

TODD BARTEL JANUARY 2022 <https://www.youtube.com/watch?v=cOP5Uxm5wsl>

NICK DEFORD NOVEMBER 2021 [https://www.youtube.com/watch?v=a4H\\_PQwkV-E](https://www.youtube.com/watch?v=a4H_PQwkV-E)

TRUDY SISSONS SEPTEMBER 2021 <https://www.youtube.com/watch?v=5IZVh7GT-P0>

ALVARO SANCHEZ MAY 2021 <https://www.youtube.com/watch?v=SdFtdWtFYEI>

DELLA WELLS MARCH 2021 <https://www.youtube.com/watch?v=DDMfH6oOhig>

TREY MILES (SOTALENTEDMILES) JANUARY 2021

<https://www.youtube.com/watch?v=pwSXbvhbJss>

MEIKEL CHURCH NOVEMBER 2020 <https://www.youtube.com/watch?v=vRZA0e-9DtU>

SUSIE GESUNDHEIT SEPTEMBER 2020 <https://www.youtube.com/watch?v=ro2oCT3aTUE>












The Leading Jobbers in Reliable Makes of American Cases and Movements.

133

## FINE ROLLED GOLD PLATE CHARMS

Prices Each.

					
Polished. No. 1360.....\$1 00	Polished, chased. No. 1361.....\$1 00	Chased Ruby eyes—signet base. No. 1362.....85c	Chased, ruby eyes. No. 1363.....\$1 00	Polished and chased. No. 1364.....85c	Genuine ivory, rolled plate trimmings. No. 1365.....\$2 40
					
Chased. No. 1366.....40c	Polished Intaglio, stone base. No. 1367.....40c	Polished. No. 1368.....85c	White pearl, rolled plate polished trimmings. No. 1369.....\$1 00	Rolled plate, white pearl handle. No. 1370.....55c	Polished, chased. No. 1371.....65c
					
Polished stone set eyes. No. 1372.....45c	White pearl, rolled plate trimmings. No. 1373.....90c	Polished. No. 1374.....40c	Polished, stone base. No. 1375.....45c	Polished, red globe. No. 1376.....80c	White stone headlight, green and red stone sidelights. No. 1377.....45c
					
Polished, revolving wheels. No. 1378.....85c	Polished, No. 1379.....40c	Polished. No. 1380.....\$2 15	Polished. No. 1381.....40c	White ivory, rolled plate trimmings. No. 1382.....\$1 10	Polished, raised bands. No. 1383.....45c
					
Polished. No. 1384.....40c	Polished. No. 1385.....40c	Polished. No. 1386.....65c	Pearl handle, fine steel blade. No. 1387.....\$1 20	Polished, tiger eye handle. No. 1388.....42c	Polished, green stone handle. No. 1389.....42c
					
Chased, 2 views. No. 1390.....60c	Chased, 2 views. No. 1391.....40c	Polished. No. 1392.....45c	Polished. No. 1393.....65c	Polished. No. 1394.....40c	Polished, ruby eyes. No. 1395.....40c



FINE SOLID GOLD BROOCH PINS

PRICES EACH



Polished, 73 half pearls.  
No. 5270 .....\$18.00



Polished, 1 whole pearl, 18 half pearls.  
No. 5275 .....\$5.00



Polished, 1 whole pearl, 20 half pearls.  
No. 5280 .....\$5.00



Polished, 1 opal, 5 whole and 20 half pearls.  
No. 5285 .....\$9.50



Green and rose gold finish, 1 diamond, 3 baroque pearls.  
No. 5290 .....\$11.20



Roman, 1 baroque pearl.  
No. 5295 .....\$3.35



Polished, 34 real half pearls.  
No. 5296 .....\$10.75



Rose gold finish, 1 diamond, 15 pearls.  
No. 5301 .....\$8.50



Roman crescent chased, green gold flowers, 1 fine diamond.  
No. 5306 .....\$10.00



Rose gold finish, 4 whole pearls.  
No. 5311 .....\$7.20



Rose gold finish, 12 pearls.  
No. 5316 .....\$6.10



Polished and rose gold finish, 3 baroque pearls, 13 half pearls.  
No. 5321 .....\$11.00



Roman, 2 diamonds.  
No. 5297 .....\$10.25



Polished, 1 whole and 35 half pearls.  
No. 5302 .....\$7.50



Polished, green gold flower, 1 ruby.  
No. 5307 .....\$4.25



Rose gold finish, 13 half pearls.  
No. 5312 .....\$8.50



Polished and rose gold finish, 1 ruby, 4 pearls.  
No. 5317 .....\$5.40



Polished, chased green gold leaves, 3 almandines, 19 half pearls.  
No. 5322 .....\$6.00



Polished, 23 half pearls.  
No. 5298 .....\$9.00



Polished Roman and green gold finish, 11 half pearls.  
No. 5303 .....\$9.00



Roman, 1 emerald.  
No. 5308 .....\$4.80



Roman stems, natural colored leaves, 1 baroque pearl.  
No. 5313 .....\$8.25



Rose gold finish, 1 almandine.  
No. 5318 .....\$5.75



Rose gold finish, 1 whole pearl.  
No. 5323 .....\$5.10



Polished, 1 opal, 34 half pearls.  
No. 5299 .....\$5.00



Roman, 1 opal, 17 half pearls.  
No. 5304 .....\$3.40



Roman, natural colored leaves, 3 baroque pearls.  
No. 5309 .....\$7.75



Rose gold finish, 1 sapphire, 1 half pearl.  
No. 5314 .....\$6.75



Polished and rose gold finish, 33 half pearls.  
No. 5319 .....\$5.65



Polished and Roman chased, 1 whole pearl, 32 half pearls.  
No. 5324 .....\$7.70



Polished, 1 opal, 23 half pearls.  
No. 5300 .....\$5.00



Polished and rose gold finish, 1 baroque pearl, 11 half pearls.  
No. 5305 .....\$4.35



Polished, green gold leaf, 1 almandine, 1 whole pearl.  
No. 5310 .....\$5.40



Rose gold, green enameled leaves, 6 half pearls.  
No. 5315 .....\$7.00



Polished, green enamel flower, 7 pearls.  
No. 5320 .....\$6.00



Polished and rose gold finish, 6 half pearls.  
No. 5325 .....\$5.65



# CALENDAR

## 2023

SATURDAY OCT 14  
ZOOM WORKSHOP  
WITH ANDREA BURGAY  
9AM – 12PM PDT  
**COLLAGE PROCESSES  
AS METAPHOR**  
(registration has  
closed)

NOVEMBER 1-  
DECEMBER 31  
**CONNECTIONS  
OPEN ONLINE SHOW**  
SFVACC.COM  
JUROR:  
KRISTINE SCHOMAKER

THU OCT 12  
NOTIFICATION OF  
ACCEPTANCE

SAT NOV 4  
5-7 PM PDT  
RECEPTION AND  
AWARDS

## 2023

FRIDAY NOVEMBER 17  
GENERAL MEETING  
11 AM PST  
**SCHEDULED SPEAKER:**  
ROXANE HOLLOSI  
Roxanehollosi.com

## 2024

(SUBJECT TO CHANGE)

FRIDAY JANUARY 26  
GENERAL MEETING  
11 AM PST

FRIDAY MARCH 22  
GENERAL MEETING

FRIDAY MAY 17  
GENERAL MEETING

FRIDAY SEPTEMBER 27  
GENERAL MEETING

FRIDAY NOVEMBER 22  
GENERAL MEETING

## NEWSLETTER SUBMISSIONS

The deadline for newsletter submissions is the **2nd of each month**. The newsletter publishes nearly every month. If you know of collage-related art shows, workshops, or exhibit opportunities, or if you're a CAA member and are participating in a show or fair, let us know. Contact Kwei-lin at the email address on the second-to-the-last page of the newsletter.

# NEW MEMBERS

Karen Menehan  
Santa Cruz CA  
[Instagram.com/snippy glue/](https://www.instagram.com/snippy_glue/)

Carol Worthington-Levy  
San Jose CA  
[WorthingtonFineArt.com](http://WorthingtonFineArt.com)

Donna Miller Haggerty  
Palm Desert CA  
[Artistgallerydonna.com](http://Artistgallerydonna.com)

Natalia Drachinskaya  
Santa Clara CA  
[Drachinskaya.com](http://Drachinskaya.com)

Sherry Short  
Fargo ND

Lorraine Glessner  
Jenkintown PA  
[lorraineglessner.net](http://lorraineglessner.net)

Rachel Goodstein  
Rogers City MI

Debra Friedkin  
Sleepy Hollow NY  
[Debrafriedkin.com](http://Debrafriedkin.com)

Carole Hawkes  
Los Angeles CA

Dick Bjornseth  
Beaufort SC

Emily Gilmore  
Del Mar CA

Linnie Greenberg  
Ardmore PA  
[@linniegreenberg](https://www.instagram.com/linniegreenberg)

Maureen Lardie  
Sunnyvale CA  
[maureenlardie.com](http://maureenlardie.com)

# MEMBER ART

**Evelyn Rapin** is exhibiting some of her pop art collages and prints in *The Last Picture Show* exhibition at Studio 22 Fine Art Gallery, 320 King St E 2nd Floor, Kingston, ON K7L 3B4, Canada. The gallery is about to become an "online only" gallery.

<https://studio22.ca>

RIGHT: *Plants Music Peace V: Hope with Six Peace Doves (in turquoise)*, 30" x 20.5"





Also, **Evelyn Rapin's** four-collage series "The Secret Life of Plants" is featured in Kolaj Magazine #38 (2023). The artwork is inspired by Stevie Wonder's beautiful song with meaningful lyrics that remind us to respect and embrace our natural world. "{During COVID} it seemed prudent to upcycle existing materials in the studio. I decided to include older paintings and drawings on paper, proofs with my original designs, linoprints on paper, and handmade Japanese papers." [kolajmagazine.com/content/issues/kolaj-38/](https://kolajmagazine.com/content/issues/kolaj-38/)



*Secret Life of Plants IV: (Leaf Antennas 2022)*

Arnhem paper, collage/mixed media/paint/ink/graphite/pastel, 44 x 30 in



**Pennie Fien** is honored to have work included in Monochromatic, an online exhibition presented by Photo Trouvee magazine showcasing artists who work with found and family images.

<https://www.phototrouveemagazine.com/shop/print-issues>

<https://www.phototrouveemagazine.com/monochromatic-virtual-exhibition>




*Urban Cowboy*

9 x 12 inches, analog collage with vintage photo of the artist's mother/brother, miscellaneous papers, acrylic paint, ink, fabric, wallpaper



**Happy 100<sup>th</sup> birthday to Ruth Banarer!**

Ruth was a very early member of Collage Artists of America and remained an active artist long after the founding of the group in 1988. She was president of CAA from 1998-2000.



ABOVE: *Gasket Mania* ABOVE RIGHT: Ruth at 100, with Sylvia H. Goulden and Susan Gesundheit RIGHT: *Through the Looking Glass* BELOW RIGHT: *The Windmill*



Susanne Belcher was honored by the Fine Arts Club of Pasadena at their October 2nd 110th Anniversary opening season banquet. Several of her works, some selected from her recent solo show "L.A. LOVE" at Gloria Delson Contemporary Arts Gallery, were on display throughout the evening for guests to enjoy. For information about the FACP, visit <http://fineartsclubofpasadena.org/events.html>



Susanne Belcher, *LOOKING FOR 527*  
Mixed Media Collage with Transparency Overlay  
Original. art for book cover of same title.



# OPPORTUNITIES



## Kitsch & Kaboodle - Juried Group Exhibition

[https://artist.callforentry.org/festivals\\_unique\\_info.php?ID=12392](https://artist.callforentry.org/festivals_unique_info.php?ID=12392)

**Entry Deadline:** 10/15/23

**Entry Fee (Entry Fee):** \$25.00

**Media Fee(Additional Media Fee):** \$5.00

**Contact Email:** [pmsartwork78@gmail.com](mailto:pmsartwork78@gmail.com)

This is an Open Call to **ALL MEDIUMS, STYLES and INTERPRETATIONS**. All the **Kitsch**, all the **Kaboodle**. You get the idea... Right? Open to artists from **ALL LOCATIONS**.

Cutting edge Hermosa Beach (California) gallery is looking for the best working artists to feature in an upcoming group exhibition at **ShockBoxx Gallery** in the middle of November of 2023. The top artist submissions will receive **Featured Wall Space** and inclusion on **Artsy** for this exhibition. We leave it to you to find your best "kitsch" to submit to this Juried Group Exhibition. Good luck!

Listen to ShockBoxx Gallery owner, **Mike Collins interviewed on The Living Artist** podcast. Mike discusses unique aspects of the gallery and community, as well as best practices for artists submitting their work and dealing with a gallery relationship.

## CAA BOARD

### PRESIDENT

Sylvia H. Goulden  
[shgoulden@sbcglobal.net](mailto:shgoulden@sbcglobal.net)

### FIRST VICE PRESIDENT, EXHIBITS

Pennie Fien  
[pmfine50@verizon.net](mailto:pmfine50@verizon.net)

### SECOND VICE PRESIDENT, PROGRAMS

Jean Hess  
[jeanhess@bellsouth.net](mailto:jeanhess@bellsouth.net)

### THIRD VICE PRESIDENT, MEMBERSHIP

Susanne Belcher  
[susannebelcher@yahoo.com](mailto:susannebelcher@yahoo.com)

### MEMBERSHIP CO-CHAIR

Patrice Goldberg  
[goldberg.patrice@gmail.com](mailto:goldberg.patrice@gmail.com)

### SECRETARY

Karol Blumenthal  
[karolblu@aol.com](mailto:karolblu@aol.com)

### TREASURER

Shawn K. Riley  
[shawnriley@gmail.com](mailto:shawnriley@gmail.com)

### PARLIAMENTARIAN

Shawn K. Riley  
[shawnriley@gmail.com](mailto:shawnriley@gmail.com)

### COMMUNICATIONS CHAIR

Susie Gesundheit  
[SusanGesundheit@gmail.com](mailto:SusanGesundheit@gmail.com)

### GRAPHICS CHAIR

Carol Priamo  
[cp@carolpriamo.com](mailto:cp@carolpriamo.com)

### NEWSLETTER EDITOR

Kwei-lin Lum  
[kweilin111@aol.com](mailto:kweilin111@aol.com)

### PHILANTHROPY CHAIR

Position open

### PUBLICITY CHAIR

Lauren Rechner  
[lauren.rechner00@icloud.com](mailto:lauren.rechner00@icloud.com)

### WORKSHOP CHAIR

Barbara Zager-Mathis  
[barbaraslife49@gmail.com](mailto:barbaraslife49@gmail.com)

### SCHOLARSHIP CHAIR

Helen Merken  
[merken1821@gmail.com](mailto:merken1821@gmail.com)

### WEBSITE MANAGER

Barbara Tabachnick  
[btabachnick@csun.edu](mailto:btabachnick@csun.edu)

### HOSPITALITY CHAIR

Barbara Zager-Mathis  
[barbaraslife49@gamail.com](mailto:barbaraslife49@gamail.com)

### INSTAGRAM SPECIALIST

Position open



# CAA MEDIA AND CONTACT INFORMATION

## CAA WEBSITE

<http://www.collageartists.org>

## CAA FACEBOOK GROUP

<https://www.facebook.com/groups/collageartistsofamerica/>

## CAA SNAIL MAIL

### ATTENTION—NEW ADDRESS!!!

Collage Artists of America  
11239 Ventura Blvd. Ste. 103-274  
Studio City CA 91604

## MEMBERSHIP INFORMATION

Susanne Belcher

**DO YOU HAVE A PICTURE OR STORY FOR THE  
NEWSLETTER? WE'D LOVE TO HEAR FROM YOU.  
DEADLINE IS THE 2<sup>ND</sup> OF EACH MONTH.**