

collage artists of america

NEWSLETTER


JUNE 2020

Greetings everyone. I hope this finds you with good energy and that you are dealing productively with your own situation.

This exciting issue of the CAA Newsletter should brighten your day with wonderful art to see, creative tips to try out, a challenge to inspire your creativity, and updates on CAA status. Please take time out to read this Informative newsletter.


Looking forward to seeing your new work.

Sylvia H Goulden



"Be Kind"





TO DO—LIST:

1. BATHE DOG
2. ALPHABETIZE SPICE RACK
3. FLOSS TEETH
4. UNCLOG SINK
5. RENEW CAA MEMBERSHIP

PRIORITIZING IS A GOOD THING! THE DEADLINE FOR RENEWING YOUR CAA MEMBERSHIP IS SEPT. 1ST. \$50 BUYS YOU CAMARADERIE WITH GREAT ARTISTS, OPPORTUNITIES TO EXHIBIT, UPLIFTING LECTURES AT 5 ANNUAL MEETINGS, WORKSHOPS, AND MONTHLY NEWSLETTERS. TO RENEW, VISIT CAA WEBSITE, OR MAIL CHECK MADE OUT TO COLLAGE ARTISTS OF AMERICA DIRECTLY TO: SUSANNE BELCHER, 18527 TARZANA DRIVE, TARZANA, CA 91356.

IN THESE CHALLENGING TIMES, RENEWING YOUR MEMBERSHIP SUSTAINS AND SUPPORTS CAA UNTIL WE ARE BACK IN BUSINESS. PLEASE STAY SAFE.



Got
a
little
time
on
your
hands?

How about joining your CAA buddies in our next MEMBERS ONLY exhibit: **"IT'S ABOUT TIME"**? (Yup, that means your dues must be current.) Entry limited to one piece 10x10 or less. Deadline: the stroke of midnight, **Aug. 21**. On Sept. 10, all entries will be posted on the CAA website, CAA FB page and in the CAA Newsletter. Awards of \$100, \$75, and \$50 will be chosen by your Board Members. Additionally, selected pieces will be included as a CAA exhibit during the next SFVACC show Oct. 27 - Nov. 21.

Send ONE high rez jpeg image to WendyIetigreuno@icloud.com by Aug. 21. Please use your name and title of collage as the file name.

The no-fee Art Challenge, "It's About Time," is for **Members Only** and your membership must be renewed or paid through Jul. 01 2021 to Play. Renewal Notices have been sent. Please renew on or before July 1st (and no later than August 31st) so we can see you in Virtual Land.

IMPORTANT: THE ORIGINAL 10" X 10" REQUIREMENT HAS BEEN CHANGED TO 10" X 10" OR LESS.



CAA announces that for the safety of its friends and members, all in-person events at the San Fernando Arts and Cultural Center through the end of 2020 must be moved online. Those events are the September and November general meetings and the autumn exhibit, "Parallel Dimensions." There is an upside, though. CAA in Los Angeles can offer more participation from out-of-town members. We will be happy to get to know you better!

The board of Collage Artists of America will be offering easier access to the minutes of its meetings.

Please contact karolblu@aol.com if you want a copy of the minutes.

TIPS AND TRICKS

Steffi Smith posted a tip for **finding pictures on pixabay.com**:

"I usually just search for certain images, but today I took the time to just go through the opening page of images and I found a ton of PNG images...If you put PNG in the search you never see those. Just thought I would share this info if you don't know. The images are copyright free and you can use them for commercial work. I love PNG images it saves me from having to isolate the images."

<https://pixabay.com/?fbclid=IwAR07Mhv7lw7eBCv5pzxwWKywiWaj4CQfjcGjGITTwSpKdgYUZUOqzT3YNI>

Sylvia Fahey-Kleindinst (coincidentally a longtime friend of Kwei-lin Lum, newsletter editor, through a common interest in paper dolls) made a Facebook request for **tips to avoid bubbles when gluing**. She has used the Jonathan Talbot method of coating papers with gel med and then adhering with a tacking iron. Others chimed in with their own ideas.

Many recommended glue sticks, YES! Stickflat glue, and spray adhesive for avoiding bubbles. Favorite brands are 3M and Scotch spray adhesive, ones that are archival and safe for photos. Another is Elmer's Craft Bond Multi-Purpose Spray Glue. Respondents also use brayers, bone folders, or heavy books to apply pressure to recently glued paper.

One person simply prefers smaller pieces of paper. Some don't always collage with original material; they use scanned images printed with a laser printer on thicker paper (cotton or Staples' presentation paper) which tends not to buckle. Here are other solutions:

Michael Dion Glue cardstock to back of image before cutting, work out wrinkles at that stage

Ronald Faraldo I EMBRACE bubbles and creases. I even lay string under my paper to get creases. Pulling out the string before it dries.

Sally Tibbetts I have also used a straight pin and pricked a few tiny holes as I pressed down...helps release air bubbles

Lisa Pijuan-Nomura I normally make sure that there is glue on both the substrate and the paper

Carolyn Fox-Allen Work from the middle out in all directions.

Peggy Ann Turner Magazine paper is constructed with 2 sides therefore you must use the gel medium on both sides and massage the paper in a circular motion with finger tips from one end to the other to avoid air bubbles.

Pat Grassick I soak the paper pieces in water until they are thoroughly saturated. Magazine pieces will often roll up tight and then go flat when they're soaked. Give both sides of the pieces a wipe on paper towel or a soft cloth before adhering them to the substrate with gel medium. Obviously, if the substrate is paper, it also has to be soaked. Right, and then coat the pieces with gel medium.

GLUES FOR AVOIDING BUBBLES:

Sheila Eastman Use Liquitex gloss medium and varnish, use a brush and wet all the paper.. Tip.... keep brush wet in bucket and dry it off with paper towel before each application. Then get an old credit card and start from the middle working the paper down. . .

Karen Evans Schindler 1 part yes paste to 8 parts Golden Satin glazing. Mix well until it looks like baby banana pudding. The glue allows you time to move the pieces around also.

Alicia Santos I make my own glue, a mixture of just water and flour. Mix and dissolve the flour into the water and into a pot, boil it. Stir the mixture constantly until it reaches its gluey consistency. You can brush this mixture at the back or front of the paper

Chaska Peacock It is expensive to use this, but ZipDry by Beacon is a glue specifically designed to keep paper from wrinkling.

John Tostado Collage artist John Evans' glue of choice was **Jade 403 PVA Adhesive**, a premium acid-free adhesive designed for use in conservation, fine art and bookbinding applications. Use it to repair books, make boxes, adhere paper to paper or cloth to wood, fill in cracks in art canvases, patch tears in paintings, reinforce the edges of paintings and repair ceramic objects.



Bondo plastic spreaders Chartpak burnisher

BURNISHERS/SCRAPERS:

Sharon Davidson Jennings This is the best tool I've ever found for smoothing down smaller paper cut-outs. Push the glue outward from center toward edges. Much better than a bone folder, credit card, or squeegee. Chartpak Standard-Tip Burnisher available on AMAZON.

Angela V. Holland Avoid magazine paper—too thin. Use matte medium for glue and apply kinda sloppy and smooth it out with a plastic scraper made by Bondo that painters use for spackle. Use paper towel to wipe excess.

SCHOLARSHIP 2020

Collage Artists' 2020 scholarship winner is Autumn Keiko Polk. She studied at the Fashion Institute in Los Angeles and has work experience in merchandising, social media, and graphic design. She is now majoring in graphic design at CSUN.



Closer To Dreams

A digital collage representing the beauty and intelligence of black women. Creating with Adobe Photoshop

As a Visual Communications designer, I seek to bridge my knowledge of the fashion industry to meet my love for design to express my creativity through various projects. . . . Whether I am working on a personal project, a school project, or a freelance job, I seek to harness the chaos in the world into something simple and easy to digest.

As a black woman, my personal work focuses on bringing the beauty of black women into a scene where most do not imagine black women to be. Afrofuturism is a main theme that I tackle in order to portray black people in a world outside of our current reality, and outside of the stereotypical way we are viewed by others. Lofty clouds, roaming mountains, and vast skies in outer space serve as a backdrop to enhance the power, beauty, mystery, intrigue, and knowledge that black women hold. Most of my personal work is executed through Adobe Photoshop, a program that feels like home, a program that makes me feel that there are infinite possibilities, and a program that I continue to perfect.

Although Adobe Photoshop is my favorite tool to use to execute my projects, hand-cut collages, or analog collages hold a special place in my artistic process. I have found the limit of found photos through magazines and books to be almost limitless in terms of what one could create with only an exacto-knife and a few magazines. Analog collage brings a certain life to work that Photoshop cannot exactly replicate. Through creating with this medium, my composition, color, and technical skills are challenged in a way that feels necessary to succeed in my field.

With my personal work, and hopefully in my career ahead, I aim to serve the black community, encourage strength and beauty among black women, and decrease the divide among the ideas of what black men and women are capable of creating and accomplishing in this world.



The Landing

A digital collage representing Afrofuturism, a theme that portrays black people in a life outside of our reality. A future where black people are the leaders, creators, and inventors. Created with Adobe Photoshop.



It's hard to believe but the CAA FB Page is now over 8,000 strong. Join up to share your art. Share your wisdom. Be inspired. (This graphic created with FB member art!!!)


Check out what our Facebook members
are up to...




Dave Yoos




Sinan Revell



Meikel S. Church



Antonio Martin Ferrand



Alexander Hirka



Timothy E. Wagner

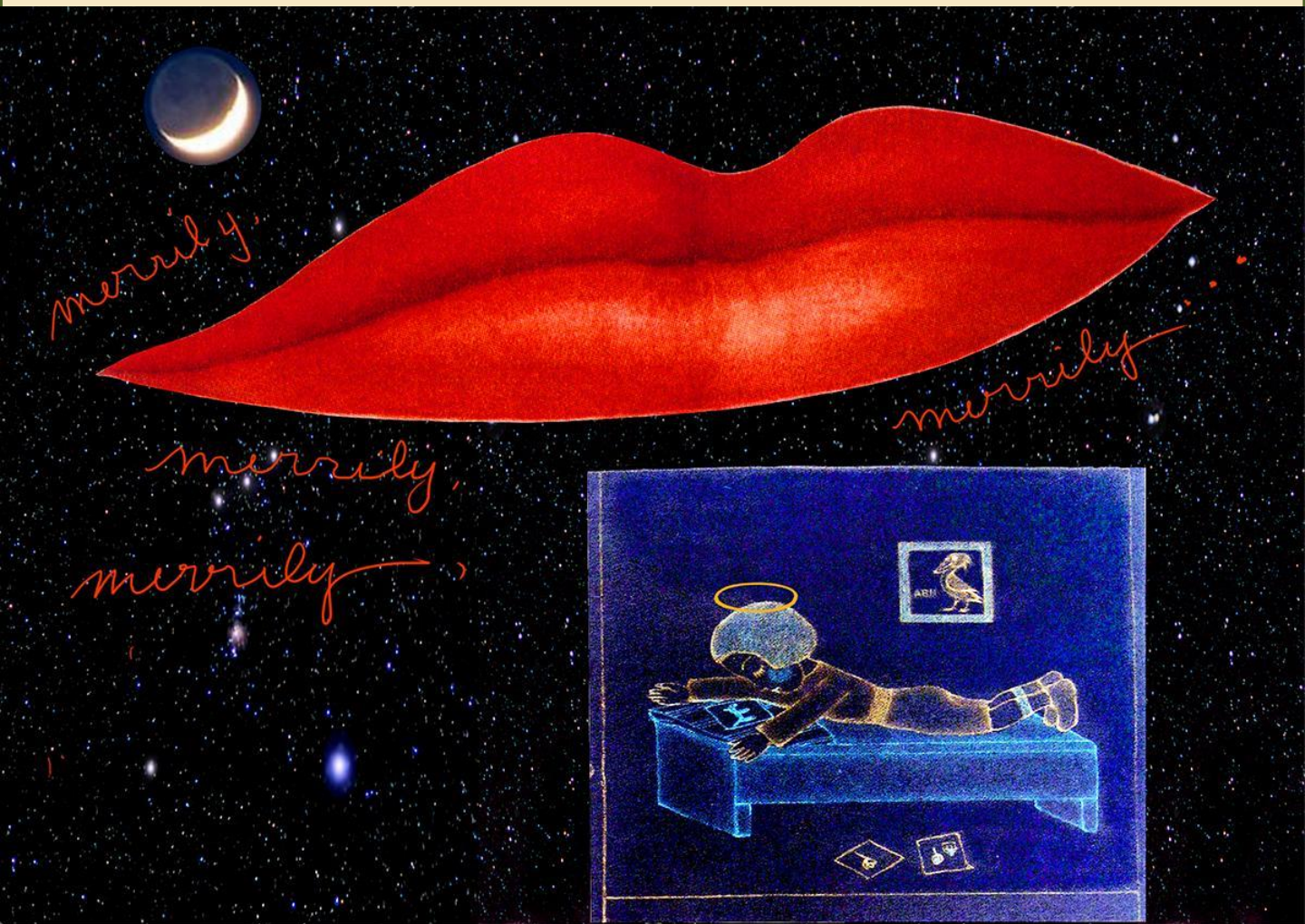


Della Wells

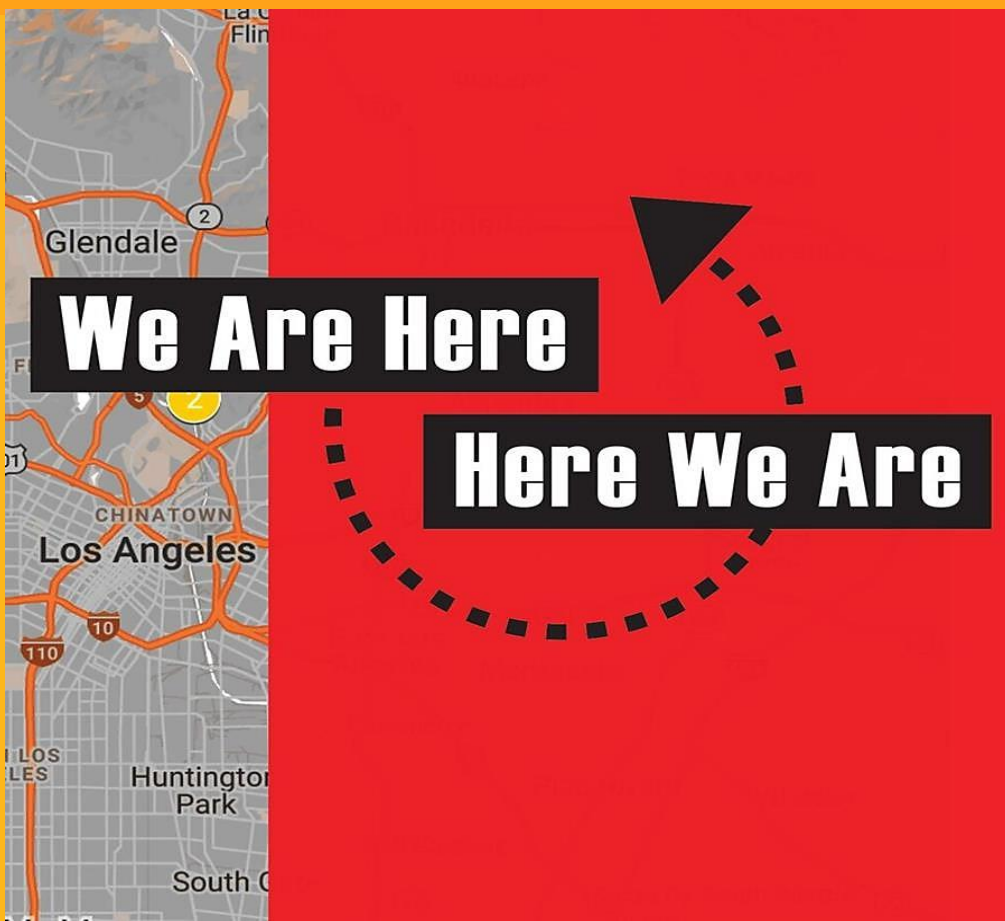
**The CAA Facebook Page.
It really is this good. Every day.**



Esther Pearlman
Sitting and Taking a Selfie




Elaine Langerman



Drive-by Exhibit

Nearly 100 works have been installed all over Los Angeles County in places viewable from the street or sidewalk as part of the outdoor exhibit “We Are Here / Here We Are.” Described as an effort to explore our innate desire for connectivity through sensation, it’s curated by the downtown gallery Durden and Ray. Due to the constraints of the COVID-19 lockdown, the artists chose public spaces to display their work, from the San Fernando Valley to Long Beach.

One piece, an assemblage sculpture by Constance Mallinson in Woodland Hills, is created with plastic litter and photos of endangered species and environments. The piece is titled “What Now?” and is located up against a chain-link fence in a suburban neighborhood. The exhibit runs through June 20.



Lynda Levy

VOTE is an expression of how important it is to exercise our privilege according to the 19th Amendment that was ratified August 18, 1920 granting women the right to VOTE.

www.lyndadoesart2.com

Kolaj Magazine's "World Collage Day 2020 Special Edition" is essentially an activity book of cut-out snippets that can be used to fill an empty stage on its back cover. It celebrates the human need for irrationality. Eighteen artists provide elements that are arranged artistically but meant to be used by those who are willing to destroy the magazine. Each artist has their own writeup, often with a tantalizing title that goes to the essence of collage. Somehow the essays are easily mined for verbal snippets to match the cut-outs. --Kwei-lin Lum



<http://kolajmagazine.com/content/issuess/world-collage-day-2020-special-edition/>

Bits Peeping Through That Help Tell a Story

Power in the Rearrangement of Pieces

Giving a Cryptic Touch to the Narrative

By nature and nurture a hoarder, I mainly use old and new magazines and books, also sometimes found objects. -- Tom Amoretti

The Meaning of Collage Comes from Freedom



Ida Csapo CSI, Budapest, Hungary

Stories Come in Many Parts

Breathing with the Least Possible Elements

A Universal Collage Artist, A Child in a Candy Store

I enjoy the randomness and the ability to articulate a mood with a simple rearrangement of images, pattern, or colour. -- Ruth Saporito

Stories Come in Many Parts

MEANWHILE...



While you are at home trying to amuse yourself (and others), here's something to consider for later this historic year -- a CAA Board Position, such as:

Program Chair: find and manage a speaker for four General Meetings a year.

Workshop Chair: find and manage workshop leaders once or twice a year.

Treasurer: Shawn Riley will show you what to do and work with you until you are comfortable with the task.

President: the Board is super supportive in acclimating an incoming President.

Exhibits Chair Associate: seek out and negotiate new venue possibilities for CAA exhibits. As Exhibits Chair, Sylvia will be your partner.



CALENDAR

2020

**DUE TO THE PANDEMIC,
ALL EVENTS
PREVIOUSLY
SCHEDULED AT THE SAN
FERNANDO VALLEY
ARTS AND CULTURAL
CENTER (SFVACC)
THROUGH THE END OF
2020 WILL MIGRATE
ONLINE.**

NEWSLETTER SUBMISSIONS

The deadline for newsletter submissions is the **2nd of each month**. The newsletter publishes nearly every month. If you know of collage-related art shows, workshops, or exhibit opportunities, or if you're a CAA member and are participating in a show or fair, let us know.
E-mail
Kweilin111@aol.com

FRIDAY SEPTEMBER 25
GENERAL MEETING
ELECTION OF NEW
BOARD MEMBERS?
**THIS WILL BE A VIRTUAL
MEETING—IT WILL
PROBABLY BE HELD
THROUGH ZOOM.US
DETAILS TO BE
PROVIDED LATER**

OCT 27-NOV 21
CAA EXHIBIT
PARALLEL DIMENSIONS
JUROR JOHN GRECO
**THIS WILL BE A VIRTUAL
EXHIBIT—DETAILS TO BE
PROVIDED LATER**

FRIDAY NOVEMBER 20
GENERAL MEETING
**THIS WILL BE A VIRTUAL
MEETING—DETAILS TO
BE PROVIDED LATER**

2021

FRIDAY JANUARY 22
GENERAL MEETING

FRIDAY MARCH 26
GENERAL MEETING

FRIDAY MAY 21
GENERAL MEETING

FRIDAY SEPTEMBER 24
GENERAL MEETING

FRIDAY NOVEMBER 19
GENERAL MEETING

NEW MEMBERS

Cynthia Boynton
Jackson WY

Lindsey Jones
Brooklyn NY
Website: [Lindsey Frances](http://LindseyFrances.com)

MEMBER ART

Jean Clarke will be showing 3 paintings in Las Laguna Gallery's "A Light in The Darkness" show, running now through September, and 1 large work in the Orange County Cultural Center's "OCCCA@40" anniversary show, from July 2-31st. Due to the pandemic, both shows will run online.

OCCCA's online exhibit is at <http://www.OCCCA.org>.



Jean Clarke, Spirit of Taos
48x60 Mixed Media - Showing at "OCCCA@40" in Santa Ana, 7/2-7/31



Jean Clarke, Toward Joy
36x36 Acrylic on Canvas

In Las Laguna Gallery's "A Light in The Darkness" show, now through September.

OPPORTUNITIES

From the L.A. County Library:

Contribute your stories and art to our new digital collection!

Entry is free, but please review the intellectual property rights conditions.

Safer at Home: Stories and Art

As we continue to live through these unprecedented times, LA County Library wants to help you connect socially while still staying physically apart. Stories and art have always helped us share our experiences, connect with others, and show that we are not alone. We invite you to share your story of what living through this time has been like for you—including the emotional, funny, and somewhere in between—whether that means you’ve been staying at home, serving as an essential worker, teaching your children, rediscovering yourself, or living in sweatpants for months. Share your unique story with us in whatever artistic form it takes (from diaries to drawings, poems to songs) and help us capture this historical moment.

Submission Ideas

Artworks - Drawing, painting, poster, photo, or mixed media

Written - Diary, letter, poem, short story, or recipe

Audio - Interview, storytelling, speech, song, music, poetry, or podcast

[LEARN MORE & SUBMIT](#)

Stay connected. Follow @LACountyLibrary

<https://lacountylibrary.librariesshare.com/saferathome/>

Food Glorious Food

DEADLINE: July 12, 2020 **SHOW DATE:** August 6 to August 29, 2020

Las Laguna Gallery is now accepting submissions of artwork by artists who create works depicting food. Please note that if due to COVID-19 we are unable to hold a show our gallery show at our brick and mortar location it has been decided that ALL artists will have at least one of their works accepted for our online exhibition on our website, promoted on Facebook, Instagram and other social media sites.

Contact: Lori McBride **email:** laslagunagallery@gmail.com

Phone: 949.505.0950 **Website:** <https://www.laslagunagallery.com/food>

CAA BOARD OF DIRECTORS

OFFICERS

Acting President

Sylvia H. Goulden

shgoulden@sbcglobal.net

1st Vice-President Exhibits

Sylvia H. Goulden

shgoulden@sbcglobal.net

2nd Vice-President Programs

open

3rd Vice-President Membership

Susanne Belcher

susannebelcher@yahoo.com

Secretary

Karol Blumenthal

karolblu@aol.com

Treasurer

Shawn K. Riley

shawnkriley@gmail.com

Administrative Officer/Parliamentarian

Shawn K. Riley

shawnkriley@gmail.com

CHAIRPERSONS

Communications Chair

Susie Gesundheit

soozworm@aol.com

Graphics Chair

Open

Philanthropy Chair

Harriett Lahana

Harriett.Lahana@gmail.com

Publicity Chair

Elaine Piechowski

elaine@epcollage.com

Newsletter Editor

Kwei-lin Lum

Kweilin111@aol.com

Workshop Chair

Open

Web Manager

Barbara Tabachnick

btachnick@csun.edu

CAA MEDIA AND CONTACT INFORMATION

CAA WEBSITE

<http://www.collageartists.org>

CAA FACEBOOK GROUP

<https://www.facebook.com/groups/collageartistsofamerica/>

CAA E-MAIL

caa@collageartists.org

CAA SNAIL MAIL

Collage Artists of America
11271 Ventura Blvd. #274
Studio City CA 91604

MEMBERSHIP INFORMATION

Susanne Belcher

DO YOU HAVE A PICTURE OR STORY FOR THE NEWSLETTER? WE'D LOVE TO HEAR FROM YOU.

The newsletter publishes nearly every month. If you know of collage-related art shows, workshops, or exhibit opportunities, or if you're a CAA member and are participating in a show or fair, let us know. The deadline for newsletter submissions is the **2nd of each month**. E-mail at this address: Kweilin111@aol.com