

collage artists of america

NEWSLETTER

MARCH 2020




The most important advice I have for collagists are:

1. Unify, know your intention and be one with the essence.
2. Give the same attention to the principles of visual harmony—focus, composition, value, color and texture.
3. AND find the balance between the abstract and real.

--Rachelle Mark

R.I.P. PROGRAMS CHAIR RACHELLE MARK



Rachelle graced the states of New York and Utah before we were lucky enough to have her settle in Los Angeles. She received her B.A. at UCLA, and both her BFA and MFA at Otis Art Institute. She had solo shows in LA, the Valley and Santa Monica. Her work is on permanent display on the 4th floor at the Museum of Tolerance. Her commissioned work may be seen at Temple Beth Am in LA, and in the home of Laker great, Magic Johnson. She taught high school art, taught at the American Jewish University and Everywoman's Village. Physically she was a tiny (and tres stylish) thing, but artistically she was a powerhouse. In her own words:

"I am an experimental artist, allowing the process to guide my exploration. My surfaces are varied and painterly, ranging from oil to acrylic, encaustic to resin, mixed media to watercolor. I love encaustic, as the molten wax encourages spontaneity, malleability and the opportunity for the direct translation of emotion. I live to be a spiritual traveler, between ancient and modern, serious and frivolous, simple and complex both in form and content." May her spiritual voyage continue undaunted.

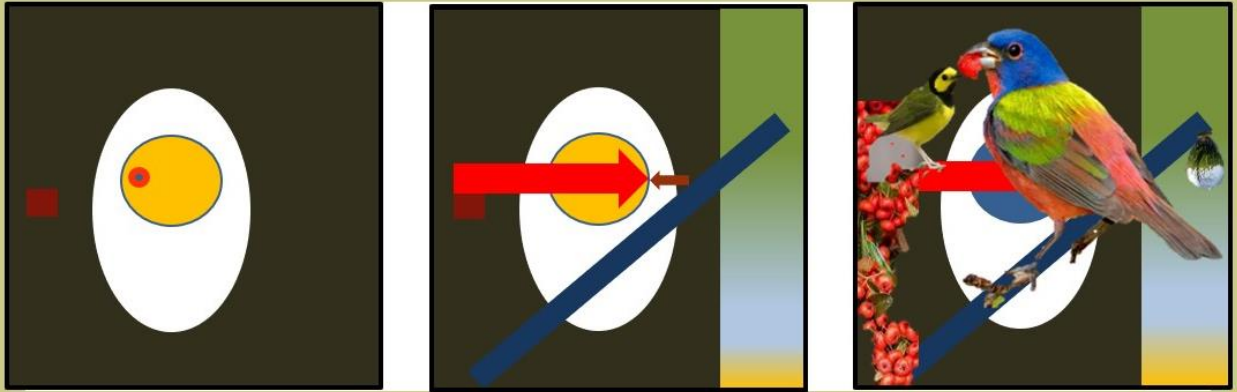
--Wendy Tigerman



In lieu of flowers,
donations may be made to
thelifegroupla.org, an
organization focusing on
the well-being of
individuals with HIV.

GENERAL MEETING MARCH 27

PASTE AND PASS



AT OUR NEXT GENERAL MEETING, WE WILL HAVE A HANDS-ON EXPERIENCE MAKING COLLABORATIVE COLLAGES. PLAN TO JOIN THE FUN!

SUPPLIES:

WE provide the 9x12 surface...

WE provide the glue sticks...

YOU bring your own collage materials enough to cover the 9x12 and a bit more...

YOU bring scissors...

YOU bring your inner collage child!

PROCESS (each collage goes through three sets of hands):

1. You have 15 minutes to start a collage.

Pass to the person next to you.

2. You have 15 minutes to work on the passed collage.

Pass to the person next to you.

3. You have 15 minutes to finish the next collage passed to you.

TIPS AND TRICKS

COLLAGEMAKING TIPS AND TECHNIQUES ARE IMPORTANT TO CAA MEMBERS, AND THE NEWSLETTER WANTS TO HELP. IF YOU HAVE ANY TIPS AND TRICKS THAT YOU WANT TO SHARE, CONTACT THE NEWSLETTER EDITOR.

There are many adhesives charts available online. Sylvia Goulden contributed this one by James Burke. The terminology is not product specific, but you may find it useful.
http://i1.wp.com/makezine.com/wp-content/uploads/2016/03/adhesive_chart_big.png

ADHESIVES CHART

MATERIALS →	Paper	Fabric	Felt	Leather	Rubber	Foam	Styrofoam	Plastic	Metal	Ceramic	Glass	Balsa	Cork	Wood
Wood	W	C/W	Sp/C	W/C/Ca	C/Ca	C	2K/H	L/C	2K/C/L	C/Ca	C/Ca	W	W	L/W
Cork	H/W	H/L	W	Ca/C	Ca/C	2K	W	L/Ca	C/Ca	L/Ca	Si	W	W	
Balsa	W	H/W	W	Ca/C	C/Ca	C	2K/H	L/Ca	2K/Ca	L/Ca	C/Ca	W		
Glass	A/W	A	A	A/Ca	Ca	Sp	2K/Sp	C/L	2K/C	2K/C/L	2K/L			
Ceramic	A/H	Ca/A	Ca/A	Ca/A/C	C/Ca	A	Ce/C	L/Ca/C	2K/C/L	Ce/Ca				
Metal	A/H	A	C	C/Ca	C/Ca	C	2K/H	2K/C	2K/C					
Plastic	H/Sp	Sp/C	Sp/C	Sp/Ca	C/Ca	Ca	Ca/C	L/Ca/2K						
Styrofoam	Sp/C	A/H	Sp	A	L	L/A	A/Sp							
Foam	Sp	Sp	Sp	C	C	Sp								
Rubber	Ca/C	A/C	C	Ca	Ca									
Leather	F/Sp	F	2K	C/F										
Felt	A/H	F/H	H/F											
Fabric	A/H	F/H												
Paper	A/W													

- A** All-purpose-glue
- F** Fabric glue
- Sp** Spray adhesive
- H** Hot glue
- C** Contact adhesives
- L** Construction adhesive (Liquid Nails, Loctite)
- Ce** Ceramic glue
- Si** Silicone
- W** Wood glue
- Ca** Cyanoacrylate (super glue)
- 2K** Two-component adhesive

GLUING PAPER TO FABRIC OR FABRIC TO PAPER -- Thistothat.com

With some clarifications by Kwei-lin Lum, the site seems a little old.

If you want the joint to stay flexible, we recommend:

Sobo—Plaid 120018 Sobo Premium Craft & Fabric Glue

Rhoplex— a flexible PVA like Sobo—seems to be an industrial product with many uses. It appears that many Liquitex and Golden polymer mediums contain rhoplex.

But if you don't mind some stiffness, use:

Elmer's Carpenter's Glue

LePage's Bondfast

For an absolutely wrinkle free result, but with some stiffness, we recommend:

Yamato Sticking Paste-- starch glue from Japan. Its main ingredient is rice starch, combined with a bit of wheat starch. It is ideal for porous materials, specifically papers, tissues and cardboard. It will not work on plastics, glass or metal. It is entirely non-toxic and low in acid, but not entirely acid free. Available on Amazon as Yamato Nori Rice Sticking Paste.

To avoid wrinkles and stiffness, try:

3M 77-- spray adhesive, 3Ms "low mist" formula



Craft &
fabric glue



Green
Yamato tube

FABRIC TO WOOD—Thistothat.com

If you don't want your fabric to be crisp, we recommend:

3M 77

But if you don't mind crispyness, use:

Elmer's Carpenter's Glue

LePage's Bondfast



3M 77

ANOTHER TIP: TRY BEACON FABRI-TAC PERMANENT FABRIC ADHESIVE

It is available from Jo-Ann and Amazon.

<https://www.joann.com/fabri-tac-permanent-adhesive-4-oz/2012003.html>

<https://www.amazon.com/Beacon-Fabri-Tac-Permanent-Adhesive-FT4D/dp/B00178MNFO>

Tack your different craft materials like leather, wood, fabrics, home decor and wearable art with the Beacon Adhesives Fabri-Tac Permanent Adhesive. This crystal clear no-sew adhesive will not soak and stain your fabrics and can be used to fix laces on bridal wear. You can also use this fast-grab, quick-drying and flexible solution for quick clothing repairs. Not recommended for dry cleaning.



PAPER TO METAL—Thistothat.com

For small surface areas use:

LePage's Metal Epoxy, also LePage Epoxy Steel--is a two-part system consisting of an epoxy resin and a hardener. When mixed in equal volumes, resin and hardener react to produce a tough, rigid, high strength bond in 5 to 12 minutes. It is used as an adhesive for repairing, filling and rebuilding all metal and concrete surfaces.

J-B Weld

Faststeel Epoxy Putty if you have gaps to fill



LePage
Epoxy Steel

For larger surface areas:

3M 77—spray adhesive

Whenever you are gluing metal it's a good idea to clean it first with steel wool or sandpaper. (Rust never sleeps.)



3M 77

PAPER TO PLASTIC—Thistothat.com

If it's OK for the glue to show, we recommend:

3M 80—spray adhesive

But if you don't want the glue to show use:

3M 77

There are so many kinds of plastic its hard to give advice here that applies to them all. If possible try a small test in an area that doesn't show.

Some plastics have a smooth surface finish that can be sanded off with a 120 grit sand paper, for better adhering properties.



www.collageartists.org

Collage Artists of America Membership Application and Volunteer Form

Collage Artists of America is a 501(c)(3) organization dedicated to promoting the art of collage and assemblage through informational meetings, educational programs, scholarship awards and other events. Member benefits include meetings, special programs, exhibits, workshops, newsletters, and your artist link on CAA's website.

- Member dues are \$50 per fiscal year, July 1 – June 30.
- Renewal is due by July 1: Dues become delinquent on September 1.
- Dues are not prorated.
- Dues may be paid by check, or online via PayPal on our website: <https://collageartists.org/join-us>
- Print out and complete this form. Include dues check made payable to Collage Artists of America, or PayPal transaction number if payment made online. Mail completed form to:

Susanne Belcher, CAA Membership
18527 Tarzana Drive, Tarzana, CA 91356

This form may also be used to update member information throughout the year. Check one:

- ☐ **NEW MEMBER**
☐ **RENEWING MEMBER**
☐ **MY INFO HAS CHANGED**

NAME _____

ADDRESS _____

PHONE _____

MOBILE _____

EMAIL _____

WEBSITE _____

CAA posts your link on its website. Please link your website to CAA.

PAYPAL TRANSACTION NUMBER _____

CHECK NO. _____ DATE _____

CAA WANTS YOU!

Enjoy the rewarding experience of working with CAA by checking the activities below in which you can participate. Your help is appreciated! *Yes! I want to help in the following areas:*

- **Archives:** photograph exhibits, workshops, meetings; work on official scrapbook; assist Historian.
- **Communications:** coordinate online presence (website, Facebook, etc.); help distribute information to members; assist Communications Chair.
- **Exhibits:** take-in, hanging/installation, take-down, invitations, juror coordination; assist Exhibits Chair.
- **Graphics:** work on graphics and designs for exhibits, brochures; maintain graphic elements; assist Graphics Chair.
- **Hospitality:** reception purchasing, delivery, set-up, and replenishment, clean-up, assist Hospitality Leader.
- **Memberships:** meeting entrance table/collect guest fees and new member dues; help with member communications, mailing list; assist Membership Chair.
- **Philanthropy:** fundraising; scholarships and grants; meeting raffles, help load and unload materials, second-chance table; assist Philanthropy Chair.
- **Programs:** pre meeting set-up, projector and lighting for presentations; assist Program Chair.
- **Publicity:** contact local media (online, broadcast, print); distribute exhibit notices; assist Publicity Chair.
- **Workshops:** instructor arrangements, facility coordination, source workshops; assist Workshop Chair.

MEMBERSHIP APPLICATION AND VOLUNTEER FORM
FOR SNAIL MAIL AND IN-PERSON DELIVERY OF NEW MEMBER
INFORMATION. ALSO FOR CHANGES OF ADDRESS.

CLICK TO DOWNLOAD:
[**MEMBERSHIP APPLICATION FORM**](#)

HELP!!



COLLAGE ARTISTS NEEDS YOU TO MAKE
OUR EVENTS HAPPEN!
WE HAVE SEVERAL BOARD VACANCIES.

**BEING ON THE CAA BOARD IS FUN. IT'S AN OPPORTUNITY TO
GET TO KNOW A GREAT GROUP OF PEOPLE. IF YOU WANT TO
VOLUNTEER, CONTACT ACTING PRESIDENT SYLVIA GOULDEN.**

**WE NEED:
PRESIDENT
TREASURER
PROGRAMS CHAIR
WORKSHOP CHAIR
EXHIBITS CHAIR
GRAPHICS CHAIR**

MERCI!



ELECTIONS ARE COMING UP IN MAY!

**Outgoing board members leaving their positions will work with
you while you're learning your new duties.**



[Call for Artists, Paper, and Projects](#)

DEADLINE: March 16th, 2020. Kolaj Fest New Orleans is a multi-day festival and symposium 8-12 July 2020. Our mission is to create a platform that allows us to explore critical issues around collage: how it is curated and presented, its role in contemporary art, and the tensions between collage as a medium, a genre, a community, and a movement. Our goal is to create an event that attracts a variety of people working in various capacities, such as art professionals at museums, galleries, and centers as well as academics, writers, and artists. The general public will be invited to join us for gallery visits, evening presentations, and collage making. Kolaj Fest New Orleans plays a key role in the work of *Kolaj Magazine* and Kolaj Institute, as it is a way for us to become familiar with a professional's work. Presenters may be invited to participate in future projects. Responding to the Call is how you tell us that you would like to take on a presenting role at Kolaj Fest New Orleans.

Kolaj Fest will return to New Orleans on July 8-12, 2020 for a coming together of collage artists and art professionals; a multi-day festival and symposium about contemporary collage and its role in art, culture, and society; where the focus is how we celebrate and elevate the status of collage. Presenters will lead panel discussions and explore key curatorial issues. Artists will exhibit artwork, and create special activities and demonstrations. We will meet, network, share community, camaraderie, and fellowship.

We will leave armed with new ideas for our artmaking, writing, and curatorial projects, but more importantly, we will leave Kolaj Fest New Orleans prepared to champion this artform in the year to come.

[MAIN EVENT SITE](#) | [SPONSORS](#) | [2018 EDITION](#) | [2019 EDITION](#)

[CALL FOR ARTISTS, PAPERS, & PROJECTS](#) | [HOST HOTEL](#)

[REGISTER](#)

CALENDAR

NEWSLETTER SUBMISSIONS

The deadline for newsletter submissions is the **2nd of each month**. The newsletter publishes nearly every month. If you know of collage-related art shows, workshops, or exhibit opportunities, or if you're a CAA member and are participating in a show or fair, let us know.
E-mail
Kweilin111@aol.com

2020

FRIDAY MARCH 27
GENERAL MEETING
PASTE AND PASS
SFVACC

FRIDAY MAY 29
ANNUAL MEETING
ELECTION OF NEW
BOARD MEMBERS
SFVACC

FRIDAY SEPTEMBER 25
GENERAL MEETING
SFVACC

OCT 27-NOV 21
CAA EXHIBIT
SFVACC

FRIDAY NOVEMBER 20
GENERAL MEETING
SFVACC

2021

FRIDAY JANUARY 22
GENERAL MEETING
SFVACC


FRIDAY MARCH 26
GENERAL MEETING
SFVACC

FRIDAY MAY 21
GENERAL MEETING
SFVACC

FRIDAY SEPTEMBER 24
GENERAL MEETING
SFVACC

FRIDAY NOVEMBER 19
GENERAL MEETING
SFVACC

MEMBER NEWS



Cathy Engel-Marder currently has a mixed-media sculpture in “The New Vanguard—Explorations into the New Contemporary” at Keep Contemporary Gallery in Santa Fe, New Mexico. The show runs from February 21 through March 15 and features the work of thirty-three artists chosen from over 700 international submissions.



Monica Marks had a piece, *Not How She Thought the Movie Ended* (above, with detail on the right), in the ShockBoxx Gallery "Love Hurts" exhibition in Hermosa Beach. The show ran February 15-29.

Jeni Bate will have five pieces of mixed media art exhibited in a display case at the Ontario Airport from Feb 19 until about August 2020.



"I paint the skies with peace and passion, because that's the way they paint me".

www.skyscapesforthesoul.com

Stefanie Girard was invited to display her art in her first solo show in the lovely Karizma Hair Studio at 780 E. Thousand Oaks Blvd. Thousand Oaks, CA 91360. Can't make it out to Thousand Oaks? Here is a video: <https://www.youtube.com/watch?v=OcPf-GjNPyc>



The family of former CAA member **Betty Tokar** reports that she had a fall and has just been moved to an assisted living facility in Simi Valley. She is in her early 90's and was very close friends with the late Carolann Waterson and Dorothy Tate. If any CAA members remember Betty, they may want to send a card or give her a call. Gets lonely out there!

Elizabeth (Betty) Tokar
5300 E. Los Angeles St., Apt. 274
Simi Valley, CA 93063

Tel. 805-583-3500 and 805-584-5642

From Kathy Leader:

The Art Process Studio in West LA focuses on the creative process, using mixed media and collage as mediums to help us gain freedom from our blocks and limitations. The goal of these classes and workshops is to discover your unique creative style through experimenting with various techniques and compositional tools. Layering is achieved through painting, drawing, collage, printing and image transfers.


Spring series of classes starts soon. Check out the schedule at <https://www.theart-process.com/adults>

If you can't make the weekly class, the next one day drop in workshop: MARCH 28th. These workshops are great ways to spend a day in a beautiful canyon studio being guided through a process oriented art project. Find out more at <http://bit.ly/artworkshopTAP>



Kwei-lin Lum, *Turbulence*, 12 x 36, is part of her 12-piece show in the Spotlight Lobby Gallery at SFVACC, through March 28. At right, Gregory Urbach (Kwei-lin's husband) shows one of his novels to Gail, the gallery's community director.





Karol Blumenthal, *Under the Sea*

Karol Blumenthal has 4 pieces in the upcoming La Galeria Gitana show "Under and Above the Sea". **Barbara Tabachnick** is also in the show. The opening is on Saturday, March 21, 2020 from 6:00 PM to 9:00 PM. La Galeria Giatana, 120 N Maclay Ave Ste E, San Fernando, CA 91340, 818-898-7708



Karol Blumenthal, *Beauty and Brains*



Barbara Tabachnick, *Ocean Swirl*, acrylic pour, 30x40



By Rachelle Mark

OPPORTUNITIES

Defining Beauty (Museum Exhibition Opportunity)

VIEW MORE INFO

City: **Thousand Oaks, California**

Event Dates: **5/7/2020 - 9/23/2020**

Entry Deadline: **3/12/20**

The goal of the California Museum of Art Thousand Oaks (CMATO) Open Call program is to provide an avenue for artists to reach new audiences through the support of curated museum exhibition. "The vernacular of beauty, in its democratic appeal, remains a potent instrument for change in this civilization," - David Hickey

Jurors: **Tim Hengst**, California Lutheran University, **Erika Lizée**, Moorpark College

Luke Matjas, California State University Channel Islands, **Bob Moskowitz**, Ventura College

Spring Forward

VIEW MORE INFO

City: **Palm Desert California**

Fee: **\$50.00**

Entry Deadline: **3/27/20**

The Artists Council invites you to submit your new works to its 2020 *Spring Forward* Exhibition and Sale. This will be a juried exhibition held at Palm Springs Art Museum-Palm Desert, The Galen and Faye Sarkowsky Sculpture Garden, Palm Desert, CA.

You must be a member of the Artists Council to submit to the exhibition.

You may join at: **<http://artistscouncil.com>**

Sweets

The City of Santa Clarita Arts and Events division (City) is seeking artists to exhibit work at the First Floor Gallery located in City Hall. Artists chosen will participate in a group show with the theme of "sweets." Artists are encouraged to submit work that is inspired by or depicts sweets, candies, and sugar! The exhibition will run From June 2020 through September 2020.

Deadline: 05-01-2020

City of Santa Clarita Arts and Events, Santa Clarita, CA

Contact: Sydney Adam

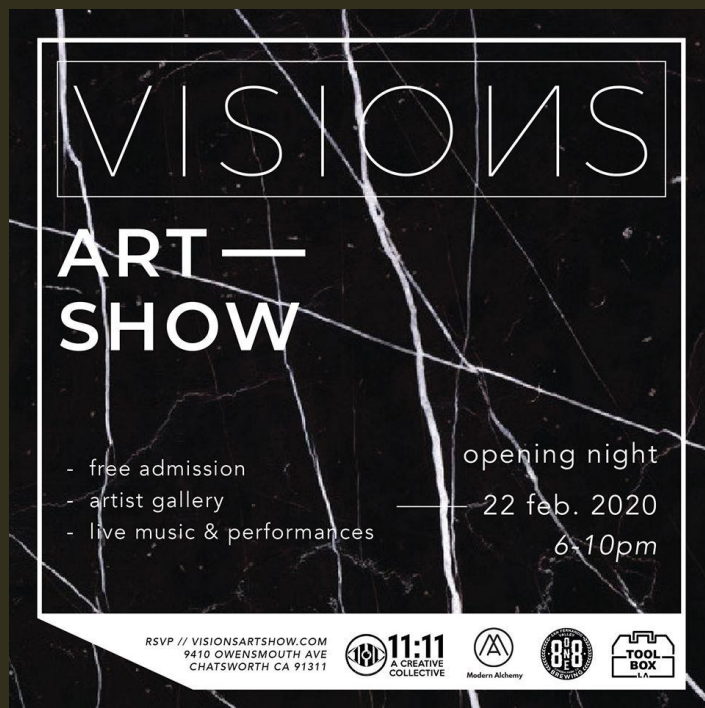
email: **sadam@santa-clarita.com**

Phone: 949.456.4041

Website: **<http://santaclaritaarts.com/callsforentries/>**

VISIONS II: This exhibit features over 2 dozen fine artists and tattooers ranging in style, theme and medium. Through March 28. Participating artists:

Nickolas Arroyo
Joshua Blevins
Stephen Carballo
Richard Carniglia
Codey Doran
Marc Durrant
Sean Ghobad
George Gorgonio
Brett Herman
Jamie Lee Parker
Edwin Marin
Jimi Martinez
Luis Marquez
Jessen Murillo
Natalia V.
Vivian Vasquez
Chris Velasquez
Alina Sherbakova
Erin Stone
Johnie Thornton
More TBA



Toolbox L.A.

9410 Owensmouth Ave, Chatsworth CA 91311

69RX+HC Chatsworth, Los Angeles, CA

M-F 10-6

818-743-9617

WEEKLY EVENT: NUDE LIFE DRAWING

Every Wednesday, 7-10pm

Location: Toolbox LA

In Partnership with Gallery Girls, 11:11 ACC and Toolbox LA are offering weekly life drawing sessions to practice your figure drawing chops, 3D modeling or animation! Bring your own materials- Sketchbooks or tablets encouraged!

\$10 for Toolbox LA members, \$15 for non-members. Register online or just show up! Cash or credit at the door.

<https://www.1111acc.org/>

CAA BOARD OF DIRECTORS

OFFICERS

Acting President

Sylvia H. Goulden

shgoulden@sbcglobal.net

1st Vice-President Exhibits

Sylvia H. Goulden

shgoulden@sbcglobal.net

2nd Vice-President Programs

open

3rd Vice-President Membership

Susanne Belcher

susannebelcher@yahoo.com

Secretary

Karol Blumenthal

karolblu@aol.com

Treasurer

Shawn K. Riley

shawnriley@gmail.com

Administrative Officer/Parliamentarian

Shawn K. Riley

shawnriley@gmail.com

CHAIRPERSONS

Communications Chair

Susie Gesundheit

soozworm@aol.com

Graphics Chair

Open

Philanthropy Chair

Harriett Lahana

Harriett.Lahana@gmail.com

Publicity Chair

Elaine Piechowski

elaine@epcollage.com

Newsletter Editor

Kwei-lin Lum

Kweilin111@aol.com

Workshop Chair

Open

Web Manager

Barbara Tabachnick

btachnick@csun.edu

CAA MEDIA AND CONTACT INFORMATION

CAA WEBSITE

<http://www.collageartists.org>

CAA FACEBOOK GROUP

<https://www.facebook.com/groups/collageartistsofamerica/>

CAA E-MAIL

caa@collageartists.org

CAA SNAIL MAIL

Collage Artists of America
11271 Ventura Blvd. #274
Studio City CA 91604

MEMBERSHIP INFORMATION

Susanne Belcher

DO YOU HAVE A PICTURE OR STORY FOR THE NEWSLETTER? WE'D LOVE TO HEAR FROM YOU.

The newsletter publishes nearly every month. If you know of collage-related art shows, workshops, or exhibit opportunities, or if you're a CAA member and are participating in a show or fair, let us know. E-mail Kweilin111@aol.com. The deadline for newsletter submissions is the **2nd of each month**.